



Wireless Mouse

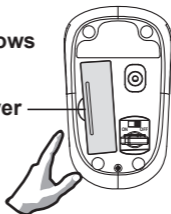
Multi-language quick guide

Copyright© KYE SYSTEMS CORP.

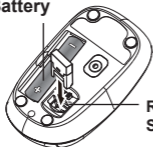
Overview

The instruction is as follows

Open Battery Cover

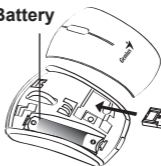


AA Battery



Receiver Storage

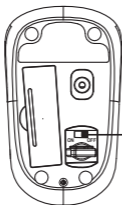
AAA Battery



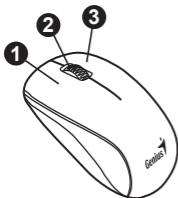
Receiver Storage

Micro Traveler 900S

* Battery life may vary based on user and computing conditions



Power Switch



Factory Settings

1. Left Button: Provides traditional mouse functions like click, double click and drag.
2. Magic-Roller: Press the "Magic-Roller" to surf the Internet and Windows documents.
3. Right Button: Provides traditional mouse click functions.

Remark : Product images shown on the manual are for reference ONLY.

EN Factory Settings

1. Left Button: Provides traditional mouse functions like click, double click and drag.
2. Magic-Roller: Press the "Magic-Roller" to surf the Internet and Windows documents.
3. Right Button: Provides traditional mouse click functions.

ES Configuración de fábrica

1. Botón izquierdo: unciones tradicionales del ratón, como clic, doble clic y arrastrar
2. Magic-Roller: Pulse el " Magic-Roller" para navegar por internet y por archivos Windows
3. Botón derecho: Ofrece las funciones tradicionales del ratón.

RU Заводские настройки

1. Левая кнопка: традиционные функции мыши (щелчки, двойные щелчки, перетаскивание).
2. Ролик «Magic–Roller»: для поиска в Интернете и в документах Windows.
3. Правая кнопка: Традиционные функции правой кнопки мыши.



**NX-7XXX Series
NX-8XXX Series
MicroTraveler 900S**

**M/N:GM-150036/R
FCC ID: FSUGMZLM
PATING 5V \approx 100mA(max)
www.geniusnet.com | KYE Systems Corp.
MADE IN CHINA**

* For actual items, refer to the physical goods contained herein.

* Product storage conditions : Temperature: -20°C~50°C / Humidity : 5%~85%.



#492, Sec. 5, Chongxin Rd., Sanchong Dist.,
New Taipei City 241017, Taiwan
Tel: +886-2-2995-6645 Fax: +886-2-2995-6649
Email: support@geniusnet.com (Tech. Support)
http: //www.geniusnet.com

