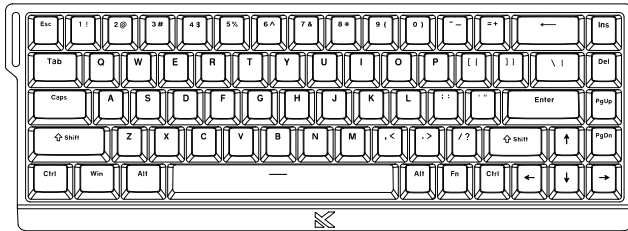
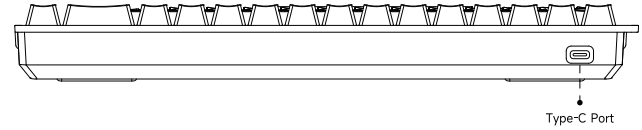


MCHOSE



— Ace 68 User Manual —
Hall Effect Magnetic Switch Keyboard

Warm Reminder: The product images shown are for illustrative purposes only; the actual product shall prevail.



Web Driver: www.mchose.io

Note: Open the URL in a browser, click on **[Initialize Device]** > **[Allow Browser Access]** , and then select the corresponding product model to connect.

· LIGHTING FUNCTIONS



+

T	Lighting on/off
Y	Switch lighting effect color
U	Cycle through lighting effects
F	Lighting brightness-
G	Lighting brightness+
H	Lighting speed-
J	Lighting speed+

· COMBINATION KEY FUNCTIONS



+

ESC	~	P	Mac System
1!	F1	}]	Pause
2@	F2	[{	Print
3#	F3	Ins	Home
4\$	F4	Del	End
5%	F5	Z	Previous Song
6^	F6	X	Next Song
7&	F7	C	Play/Pause
8*	F8	V	Stop
9(F9	B	Mute
0)	F10	N	Volume-
-_	F11	M	Volume+
=+	F12	Win	Lock/Unlock Windows Key
O	Windows System	Space	Restore Default

WARRANTY CARD

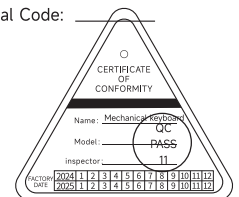
Thank you for purchasing our product. Please contact us if there are any quality issues within the warranty period. Please provide this warranty card so we can provide comprehensive after-sales service.

Product Items: _____ Customer Name: _____

Serial NO. : _____ Address: _____

Purchase Date: _____ TEL / E-mail: _____

Purchase Channel: _____ Postal Code: _____



Executive standard: GB4943.1-2022