LYAMBDA

Bluetooth speaker

Series LBS

Model: LBS101

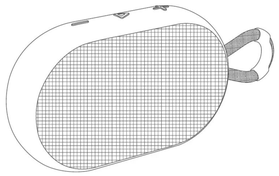

User manual / Warranty card

RoHS CE

Made in PRC

Bluetooth speaker and accessories

A: Bluetooth speaker
B: Type-C charging cable
C: User manual

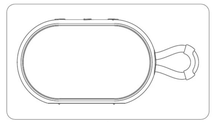

A

B

C

*The appearance and technical characteristics of the device are subject to change and differ from the images in this manual without prior notice.

Basic function

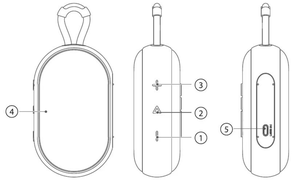

① **Short press 1 time:** Volume -
Long press 2s: Last song

② **Long press 2s:** Power on/Power off
Short press 1 time: Pause/play/Pick up/Hang up the call
Short press 2 time on both speakers: TWS connect/TWS disconnect
Short press 2 times: Protect call privacy/Reject incoming calls
Short press 3 times: Bluetooth disconnect

③ **Short press 1 time:** Volume +
Long press 2s: Next song

④ Indicator Light

⑤ Type-C charging port

Operation guide

1. Power on/off

Long press " ▷ " for 2 seconds for power on, long press pressing again for power off.

2. Bluetooth Mode

After power on, the speaker is on Bluetooth mode and automatically enters Bluetooth pairing status. The indicator light flashes blue. Turn on the Bluetooth device and searching for "LBS101" and connect it. You will hear a voice prompt once it is connected, and the blue indicator light will stay on. Now you can start to play your music. Short press " ▷ " button for 3 times to disconnect the Bluetooth.

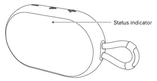

3. Operation on playing status

On the Bluetooth mode playback status, short press the " ▷ "button to pause the music, short press again to resume the playback status.

- Volume Control:

Short press the " + "button to increase the volume. Each press increases the volume by one level. The volume is set to a "beep"beep" tone, indicating that the volume has been set to maximum. Short press the " — "button to turn the volume down, each press decreases the volume by one level.

- Last /Next Song Control:

Long press " + "to the next song, Long press " — "to the last song.

McGrp.Ru

Operation guide

4. TWS connection

The speaker supports TWS connection function. Under the power-on status but no Bluetooth connection, short press 2 times " △ " button of both two "LBS101" speakers to turn on TWS pairing. There will be a voice prompt for successful pairing. The sub-master model's blue LED keeps on and the master model's blue LED flashing.
Repeat the process 2. When connected, you can enjoy the favorable music via various sounds channel.

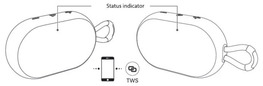

5. Call function

When there is an incoming call, the speaker will enter into hands-free mode automatically under Bluetooth connected status. Short press" ▷ "button to answer the call and short press it again to hang up. Short press" ▷ "button for 2 times to reject the call.
Short press" ▷ "button for 2 times to transfer the call from the speaker to phone which can protect your talking privacy.

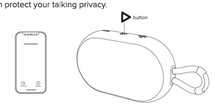

Operation guide

6. Power Saving

If no devices are connected within 10 minutes the speaker will turn off automatically for power-saving .

7. Charging/Power Supply

Important note:

- Do not use power adapters without safety certification.
- It is recommended to use an adapter in output 5V/0.8A (or above) to charge.

1. When you hear the low battery prompt tone, please charge the speaker as soon as possible.
2. When charging, the red charging indicator light is on, and the indicator light will be off when fully charged.

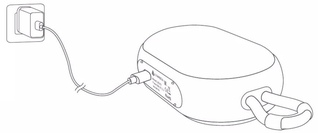

Function guide

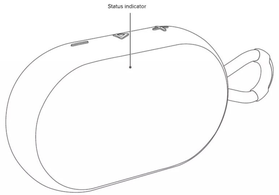

Indicator Light	Bluetooth Mode: Blue
	Charging Status: Red
	Low Battery Status: Red Flashing

Specifications

Model	LBS101
Bluetooth Version	5.3
Battery Capacity	3.7V/ 1500 mAh
Playing Time	4-6h (70% volume) 8-10h (50% volume)
Talking Time	10 - 12h
Charging Time	3h
Charging Current	5V⎓0.8A
Speaker Unit	6W
Product Size	73 x 122 x 45 mm
Product Weight	206g±10

FREQUENTLY ASKED QUESTIONS

Q1: What kind of charger should we use for the speaker?
A: All common USB 5V chargers can be used, while we suggest the ones 5V/1A or above 1A.

Q2: What if there is noise or discontinuous sound during playing?
A: The speaker can be normally used within 10m under no obstruction environment. If it is beyond 10m or with obstruction, there might be noise or discontinuous sound.

Q3: Why the speaker power o automatically after power on without any operation?
A: When there is no bluetooth pairing in 10 minutes, the speaker will shut down automatically to reduce power consumption.

Q4: Why does the speaker cannot connect the once-paired cellphone?
A: First, remove the speaker's paired name from the cellphone's Bluetooth list and then restart pairing.

Q5: The speaker cannot be started up in a normal situation?
A: Please plug in the charger and try in a few minutes or try to long press power button 10-20s to reset.

FREQUENTLY ASKED QUESTIONS

Notes:

1. Please read this manual carefully before use and keep it properly.
2. For the first use, please fully charge the product.
3. Please use certified adapter that has passed national safety certification.
4. If you do not use the product for a long time, be sure to charge it once within a month at least to maintain its performance.
5. Do not use this product in an extremely cold or hot environment, such as temperature beyond the range of 5°C-35°C. If use it beyond the above range, the product may stop automatically to protect the internal circuit.
6. When charging it in a high temperature environment, the product may automatically stop charging to protect the battery. At this time, the charging indicator usuallyashes quickly to indicate that the charging environmental temperature or the product internal temperature is too high.
7. Storage environment temperature: -5-35°C RH<70% (recommended 25°C±5).

Important safety instructions:

1. Do not disassemble or repair this speaker personally, otherwise it may cause product damage or personal injury.
2. Do not use it in dusty, humid, dry, and high-temperature environment.
3. Do not place this product near a heat source, or a place with direct sunlight, a lot of dust, or mechanical vibration.
4. In order to reduce the risk of fire, please do not cover this product with newspapers, tablecloths, curtains etc., during use.
5. If the product has a waterproof feature, please do not exceed the nominal parameter range when using it.
6. When the product is damaged such as the power cord or plug is damaged, liquid enters or objects fall into the device, unable to operate normally or falls, it must be repaired.
7. When the product is fully charged, do not connect it to the charger for further long time charging.
8. The maximum ambient temperature should not exceed 40°C.

*This speaker supports mobile phones/ tablets/ PCs etc. Here this User Manual is illustrated base on mobile phones.

Warranty Card

Model	LBS101
Item No.	
Purchase date	
Customer name	

I hereby approve the device's performance inspection and the purchasing of a fully functional product, as specified above, with a complete set of User's Manual instructions for use in English. The product has inspected and checked in my presence, has no visible damage. With all the technical characteristics, functionality and operating rules familiar.
Name (Buyer):
I agree with the warranty terms below
_____ Signature (of the buyer)

Seller Signature S.P.

Warranty Record

Record date	Malfunction& solution	Finish date	Customer signature

Terms of warranty service

Before filling out the Warranty card please read the following terms and conditions:

1. The warranty applies only to products purchased in Russia.

2. The warranty does not apply to accessories included in the product, if their replacement is not related to the disassembly
of the product: batteries, cables, adapters, covers, documentation.

3. The manufacturer is not liable for warranty in the following cases: if the product was used for business, as well as for other purposes that do not correspond to its intended purpose; violation of the rules and conditions of use, installation of the product set out in the user Manual and other documentation; if the product has traces of attempts of unqualified repair; if the defect is caused by a change in the design or scheme of the product, connection of external devices not provided by the Manufacturer; if mechanical damage is detected after the transfer of the product to the consumer; damage caused by moisture, high or low temperatures, corrosion, oxidation, ingress of foreign objects, substances, liquids, insects or animals.

GUARANTEED AREA - RUSSIAN FEDERATION
WARRANTY PERIOD - 12 MONTHS FROM THE SALE DATE
DURATION OF SERVICE - 12 MONTHS

If it is not possible to reliably establish the date of sale, the warranty period calculated from the product's manufacturing date and it's 18 months.

Information on the work of the technical service and warranty issues can find out:

Online: www.lyambda.com
Email: warranty@lyambda.com

Technical Specifications:

Function: Bluetooth 5.3 speaker 6W
Input: USB Type-C
Bluetooth version: 5.3
Transmission Distance: 10 m
Support handsfree function
Speaker unit: 6W*1/4 Ω
S/N ratio: ≥70 dB
Frequency response: 90 Hz – 18 kHz
Charging time: 3 hours
Working time: 4-6H at 70% volume
8-10H at 50% volume
Charging current: 5V⎓0.8A
Material: ABS, TPU, Silicone
Cable length: 65 cm
Size: 73x122x45 mm
Weight: 206g±10
IPX7
Support TWS
A charging cable is included.